

Port Vila, May 2014



The Government
of The Republic
of Vanuatu

Vanuatu E-Gov, Education and Language

Office of the Government Chief Information Officer (OGCIO)

Presentation at National ICT Day

Lew Toulmin, Ph.D., OGCIO Advisor

-
- **Vanuatu's Progress**
 - **Classic E-Gov Foci**
 - **M-GOV**
 - **Language, Culture and ICTs**



Vanuatu's Progress



The World Bank Knowledge Economy Index measures the e-readiness of society...



#1: Sweden; 9.43/10



#6: New Zea.; 8.97/10



#9: Australia; 8.88/10



#12: USA; 8.77/10



#93: Fiji; 3.94/100



#100?: Vanuatu; 3.70/10?



#145: Haiti; 2.22/10

Performance

- Average annual GDP growth (%)
- Human Development Index

Economic Incentive and Institutional Regime

- Tariff and non-tariff barriers
- Regulatory Quality
- Rule of Law

Education and Human Resources

- Adult literacy rate (% age 15 and above)
- Secondary enrolment
- Tertiary enrolment

Innovation System

- Researchers in R&D, per million population
- Patent applications granted by the USPTO, per million population
- Scientific and technical journal articles, per million population



















Information Infrastructure

- Telephones per 1,000 persons, (telephone mainlines + mobile phones)
- Computers per 1,000 persons
- Internet users per 10,000 persons

Source: The Knowledge Assessment Methodology (KAM) website (www.worldbank.org/kam)

Date: 2012

Vanuatu is rated 135th of 190 countries in the world in the UNPAN survey of e-government status

<u>RANK</u>	<u>SCORE</u>	<u>COUNTRY</u>	<u>FLAG</u>
1	98.3/100	S. KOREA	
2	91.3	HOLLAND	
3	89.7	UK	
5	86.9	USA	
6	86.4	FRANCE	
12	83.9	AUSTRALIA	
13	83.8	NZ	
105	46.7	FIJI	
113	43.6	PALAU	
114	43.5	SAMOA	
134	35.4	TUVALU	
135	35.1	VANUATU	
141	32.4	NAURU	
146	31.3	MARSHALL IS.	
149	29.9	KIRIBATI	
168	24.2	SOLOMONS	
177	21.2	PAPUA N. G.	
190	6.4	SOMALIA	


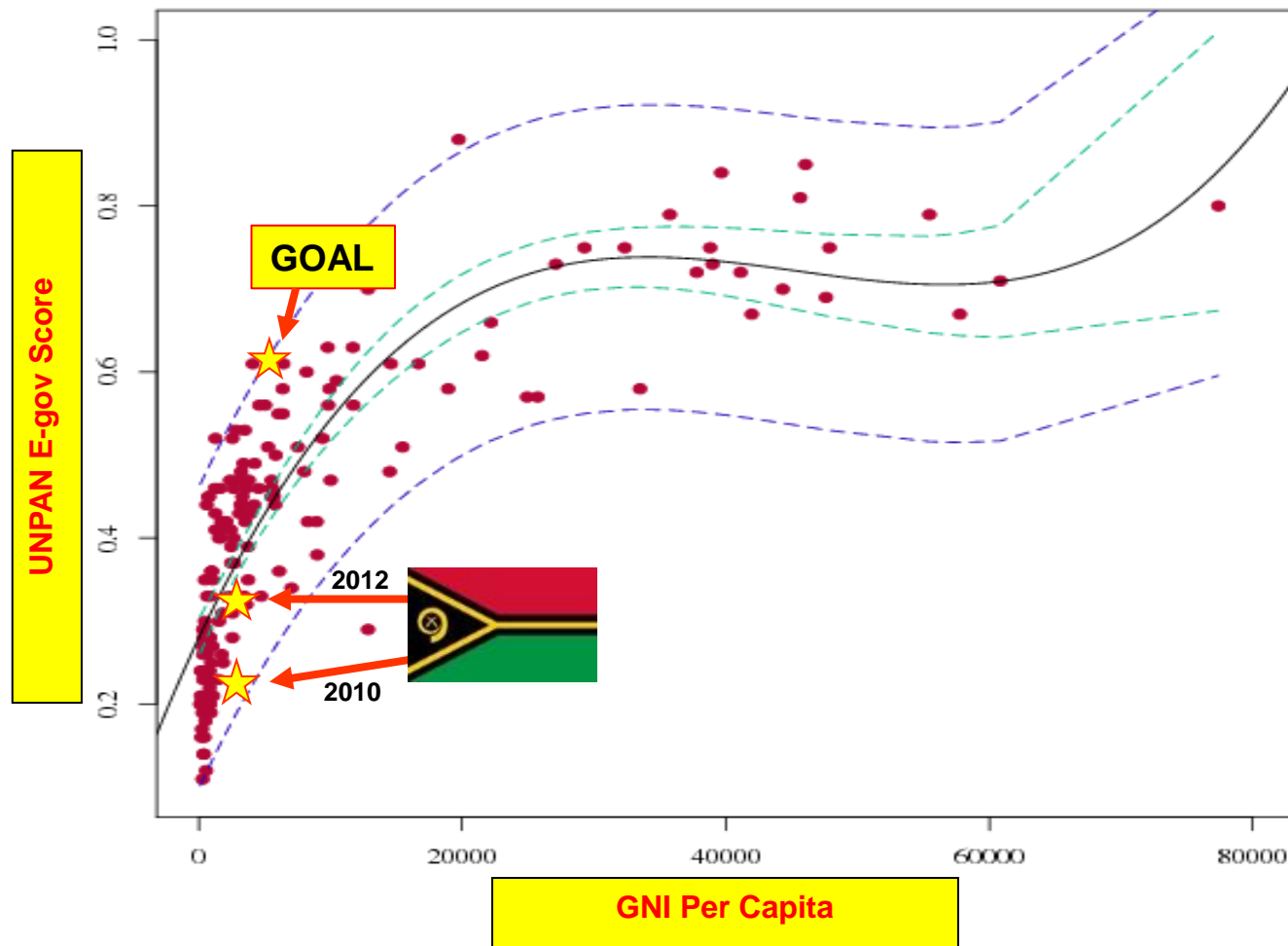


VANUATU SCORE COMPONENTS

	<u>ONLINE SERVICE</u>	<u>INFRA-STRUCTURE</u>	<u>HUMAN CAPACITY</u>
→	22.2	17.8	65.3
		<u>E-PARTICIPATION</u>	5.3

Source: UN Public Administration Network, 2012

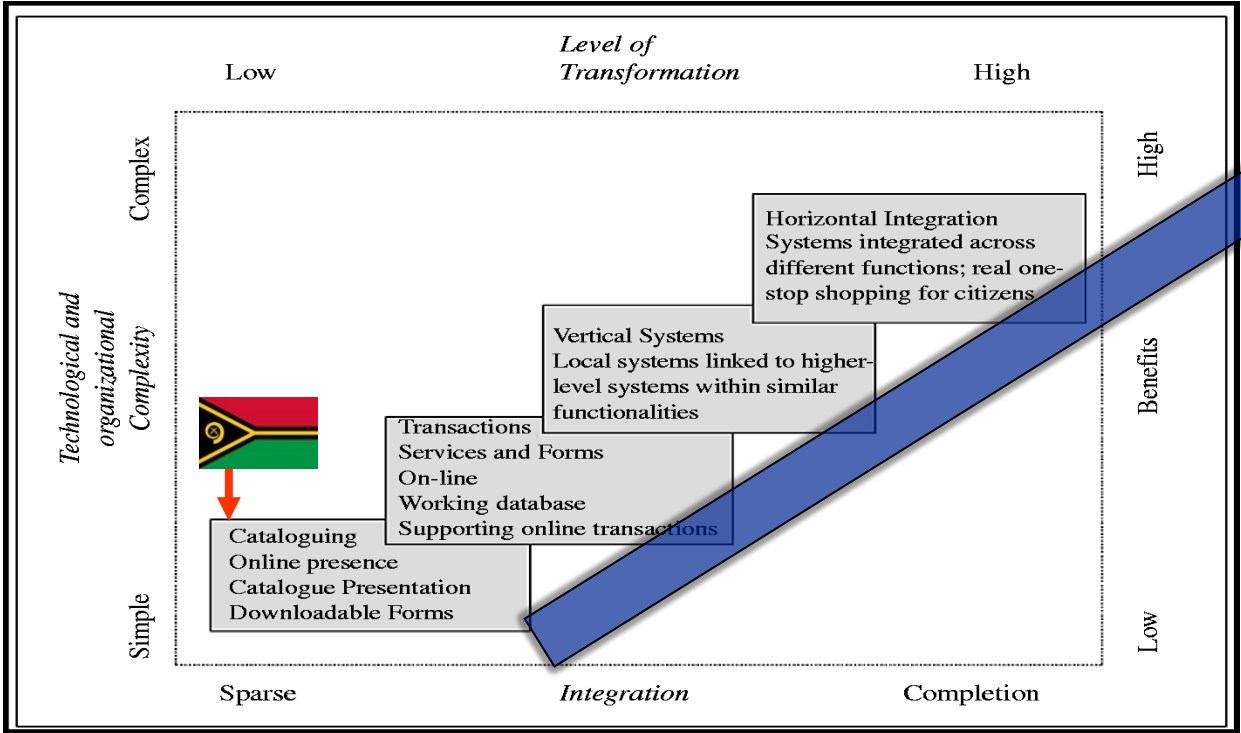
Vanuatu is ranked moderately low in the UNPAN e-gov report, but has made major progress in just two years



Sources:
UNPAN & TradingEconomics.com

Scores:
2010 e-gov: 0.2521; 2012 e-gov: 0.3512
GNI per cap: \$2640

The country is in the early part of Stage 1 (of 4) of e-gov development...

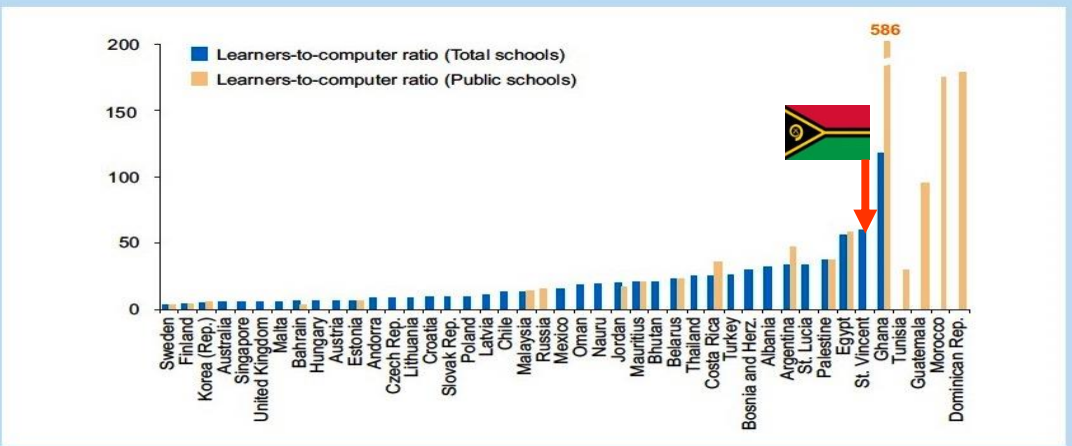


Source: Adapted from Layne and Lee (2001)

...a lot of work is needed to achieve a world class standard

Vanuatu schools ICT statistics are poor, but there is hope

Chart 2.2: Learner-to-computers ratio (for ISCED levels 1-3), 2008-09*



Note: * Or latest available year. Includes estimates.
Source: UIS Pilot Questionnaire on Statistics of ICT in Education; ITU Survey on the WSIS Targets; national sources.

- ☹️ Vanuatu students to computer ratio: 205 students per computer
- ☹️ 4th percentile of countries reporting
- ☹️ Thus 96% of countries are doing better

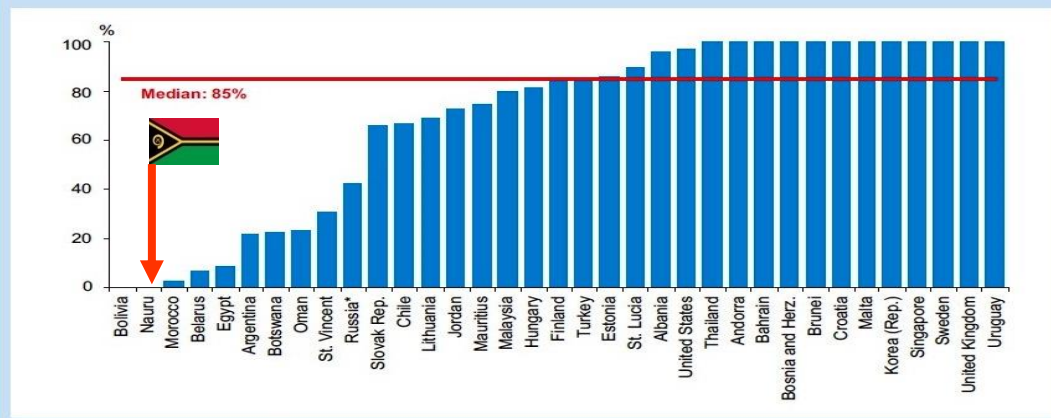
☹️ Vanuatu broadband in schools: about 1%: 3rd percentile in world

☹️ Est. of computer literacy in schools: 4%, almost all secondary students

😊 Good news: schools w/ computer labs have a **71% computer literacy rate**, compared to almost zero w/ no lab

Source: OGCIO, First Survey of ICTs in the Vanuatu Schools, 2013

Chart 2.5: Proportion of schools with broadband Internet access (for ISCED levels 1-3), 2008-09**



Note: **Or latest available year. Includes national estimates. *Refers to public schools only.
Source: UIS Pilot Questionnaire on Statistics of ICT in Education; ITU Survey on the WSIS Targets (including data for Egypt, which was also part of the UIS Pilot Questionnaire); national sources.

Classic E-Gov Foci



E-Gov efforts often focus on several major systems and applications...




- ✓ FMIS and HR-MIS
- ✓ Business registration
- ✓ Education, health & major productive sectors
- ✓ National ID
- ✓ Parliament, Cabinet and/or PMO

...Parliament is a good example...



About 40% of national parliaments have ICT systems in place



- ❖ Watch live & archived debates
 - ❖ Follow parliament on   
 - ❖ Learn about members and voting
 - ❖ Read Hansard from home
 - ❖ Plan for upcoming debates & events
 - ❖ Track bills thru process
-
- Get e-mails on relevant actions
 - Comment on Parliamentary debates
 - See legislators' interests
 - Read Hansard back through 2006
 - Access site on mobile devices
-
- ✓ Open source African system
 - ✓ Supports Hansard and bill work flow
 - ✓ Manages bill tracking and calendar
 - ✓ Opens up system to citizens

Paperless government IS possible - in 2004 Estonia designed the world's first paperless Cabinet



- ✓ All Ministers have laptops and share info electronically
- ✓ Cabinet meetings went from up to 8 hours down to 45 minutes
- ✓ No paper documents or reports in the Cabinet room

Parliamentary ICTs have improved but there are still issues:



- ☹️ Website has no citizen interaction, social media or e-democracy
- 😡 Session packages in paper form, often not delivered until MPs arrive at opening of Parliament
- 😠 Members have no tablets or other ICT means to access info
- ☹️ Hansard produced from hand-written notes and audio recordings, not backed up
- 😬 No new Laws of Vanuatu posted since 2012
- ☹️ Little news about Parliament's activities
- 😊 But, live broadcasting of sessions has begun!



A modern, ICT-based Parliamentary system could:



Have extensive citizen input, continuously updated



Be used as an outreach and education tool by MPs



Manage session packages and entire bill passage process electronically and efficiently



Produce an accurate Hansard readable on-line 24/7/365 from anywhere in the world



Create continuous compilation of the Laws of Vanuatu

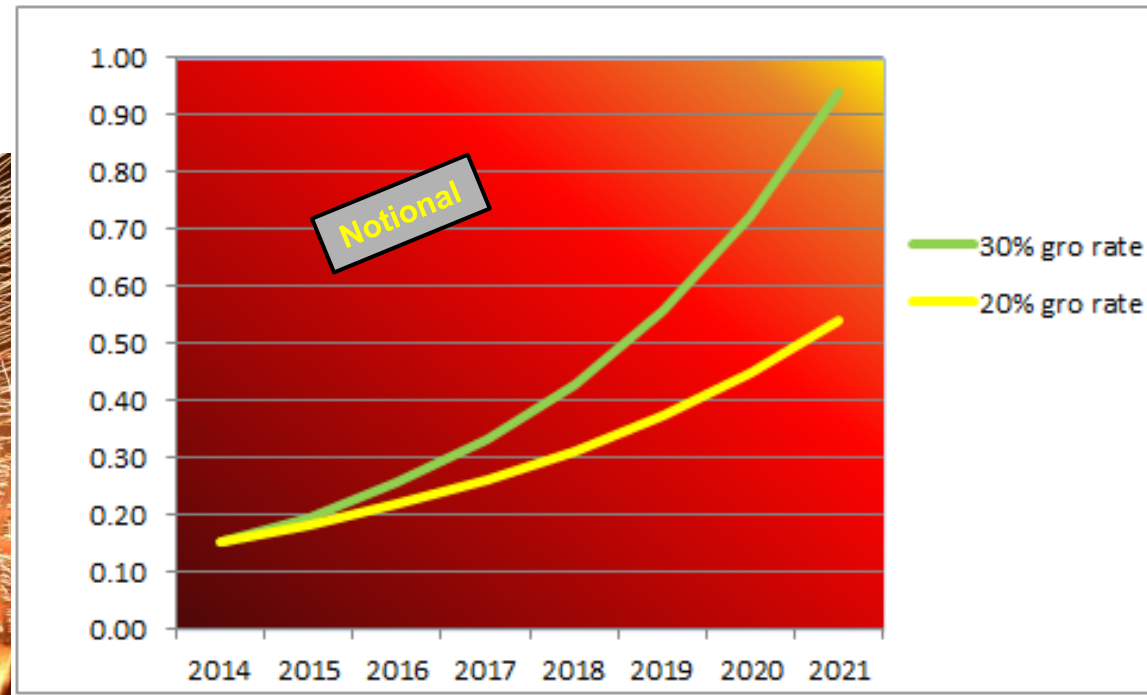


M-GOV



The new Vanuatu M-GOV Strategy identified numerous potential mobile app projects...

- ✿ Commercial licensing of businesses
 - ✿ Public school registration
 - ✿ School exam dates
 - ✿ Birth registration
 - ✿ Weather reports via SMS 2x/day
 - ✿ Collection of health data
 - ✿ Marine transport schedules
- ...with a rapid smart-phone rollout**

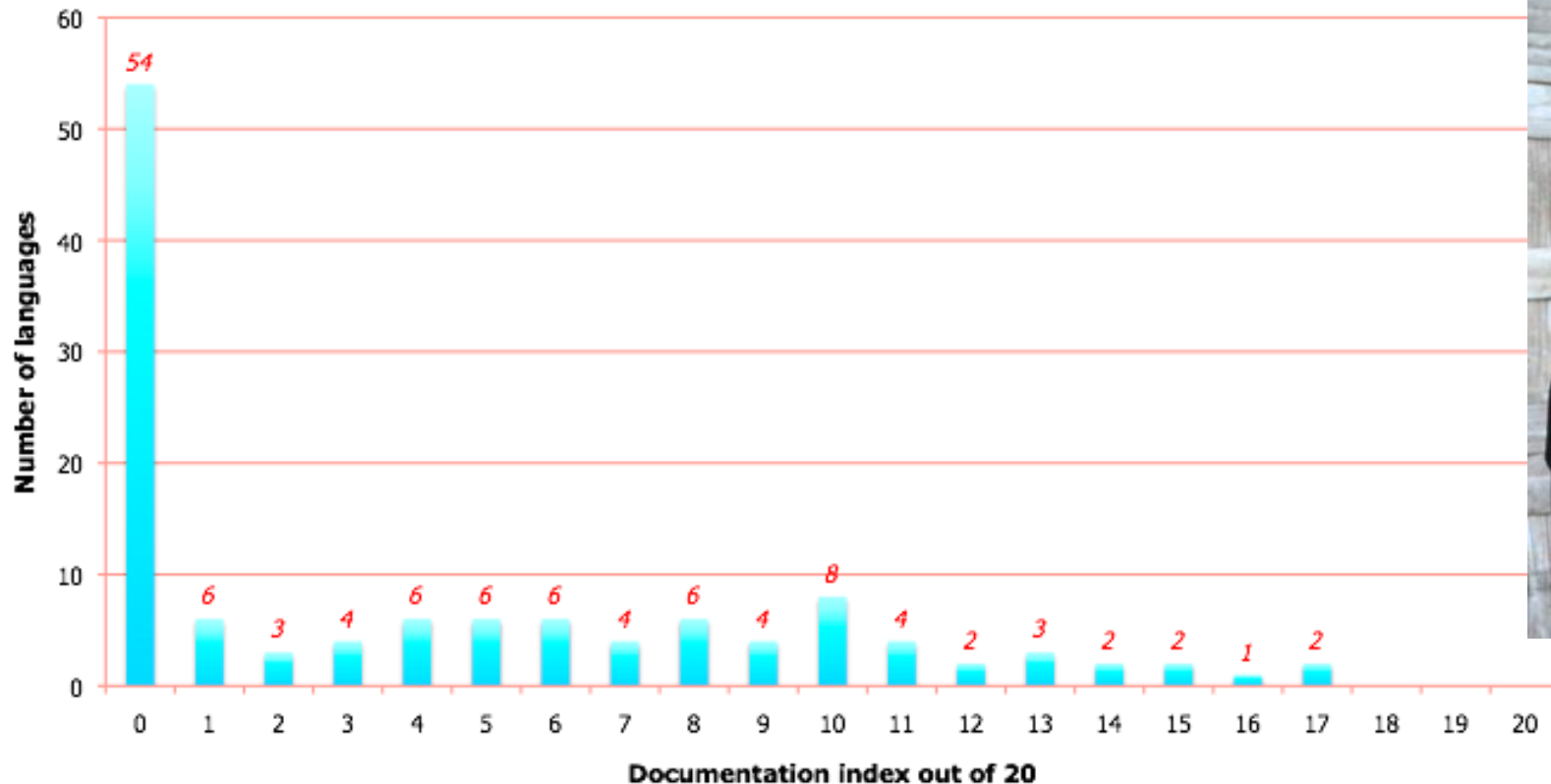


Language, Culture & ICTs



Of the 123 island languages , 54 (44%) are totally undocumented and 53 (43%) are poorly documented....

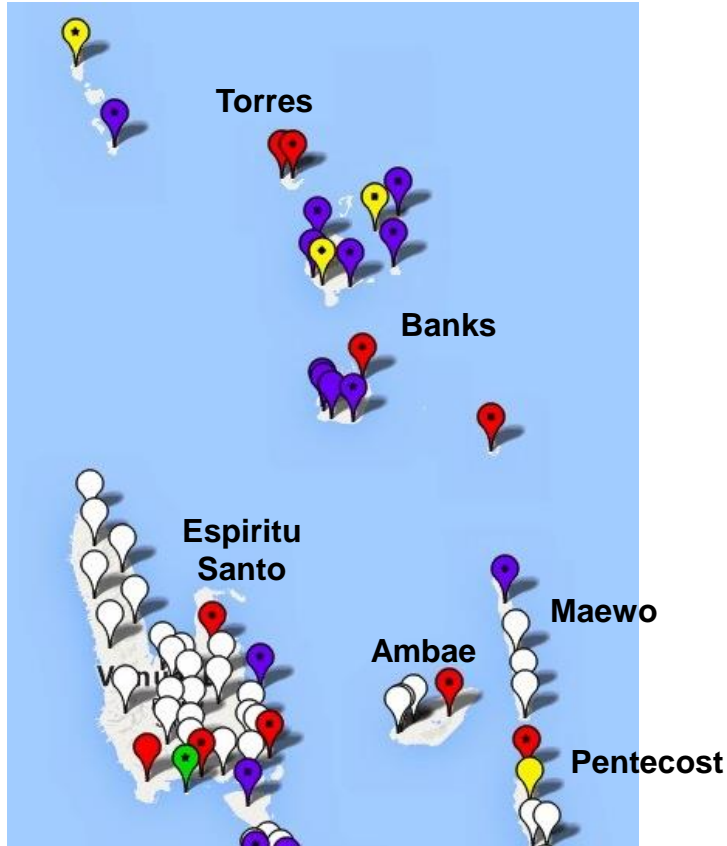
Documentation index, Vanuatu languages



Source: Nick Thieberger, U. of Melbourne, PARADISEC, 2014

...and only 3 (2.6%) are well documented

In the northern part of the country, only remote Torres and Banks has had moderate work in language documentation and preservation



Northern Vanuatu

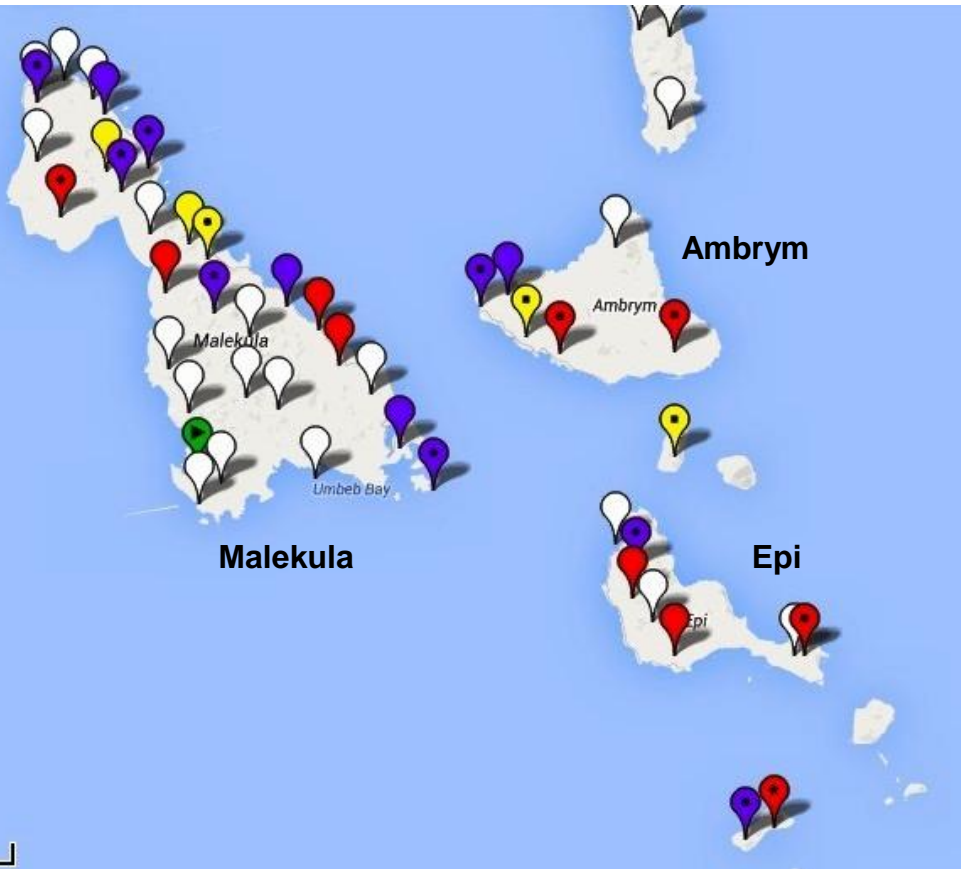
Marker Legend:

- White: no documentation; score of 0/20
- Red: very poor documentation; 1-5/20
- Blue: poor documentation; 6-10/20
- Yellow: moderately well doc.; 11-15/20
- Green: well documented; 16-20/20

Note: only 1 green marker in the region; white, red and blue are all zero to poor






Source: adapted from Nick Thieberger, U. of Melbourne, PARADISEC, 2014

In north central Vanuatu, the Malekula interior is generally un-documented and the coast is poorly documented



North Central Vanuatu

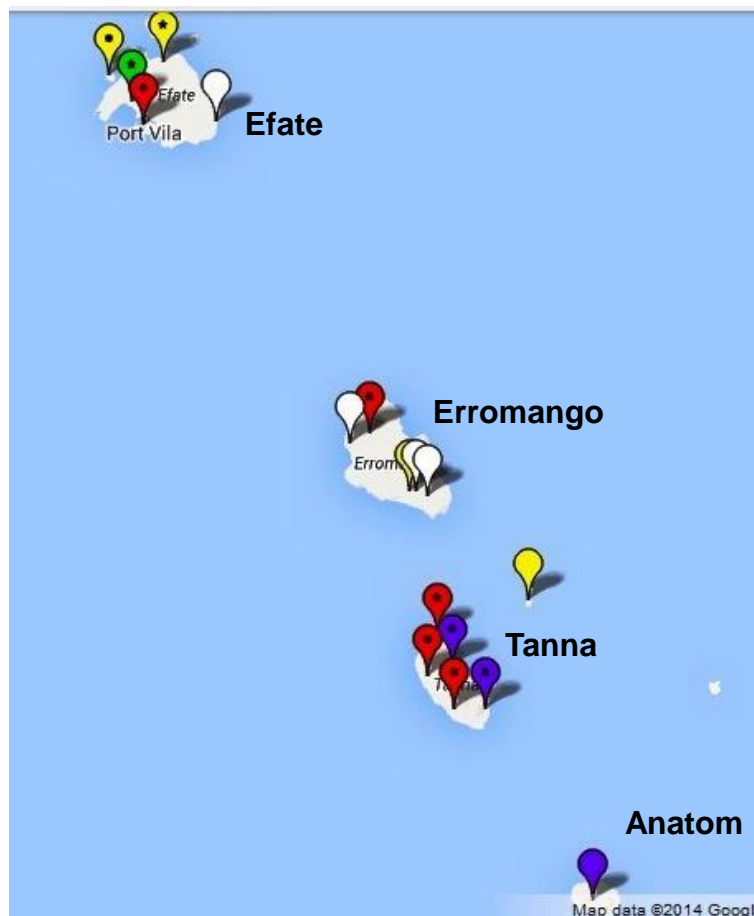
Marker Legend

-  **White: no documentation; score of 0/20**
-  **Red: very poor documentation; 1-5/20**
-  **Blue: poor documentation; 6-10/20**
-  **Yellow: moderately well doc.; 11-15/20**
-  **Green: well documented; 16-20/20**






Again note: only 1 well documented language

Source: adapted from Nick Thieberger, U. of Melbourne, PARADISEC, 2014

In central-south Vanuatu, only Efate has a well-documented language, and Tanna has had some limited work done



Marker Legend:



-  White: no documentation; score of 0/20
-  Red: very poor documentation; 1-5/20
-  Blue: poor documentation; 6-10/20
-  Yellow: moderately well doc.; 11-15/20
-  Green: well documented; 16-20/20

Central to South Vanuatu

Source: adapted from Nick Thieberger, U. of Melbourne, PARADISEC, 2014

These unique island languages and cultures are threatened by external forces, and no ICT content has been developed to counter these forces

- ☹️ Tsunami of Western culture, almost all in English, w/cable bringing more
- ☹️ Lack of enforcement of national policy that Grades 1-2 should be taught in island languages; only English or French are used
- ☹️ Mobile phone household penetration of 94.4%
- ☹️ Urbanization of the population (especially youth) est. at 4%/year
- ☹️ Lack of development of good digital content in island languages
- ☹️ Lack of school projects in island languages
- ☹️ Lack of funding for island language preservation and celebration



Needed solutions include:

- ☺ Use of ICTs to digitally document languages, cultures, ceremonies, food ways, native crops, folk medicines, ancestry, legends, etc.
- ☺ Digital mapping of cultural and language assets
- ☺ Use of island languages in school projects and content for grades K-1-2-3
- ☺ Enforcement of new National ICT Policy that “local languages and cultures should be documented and celebrated”
- ☺ Development of business opportunities
- ☺ Training of youth in this area



Source: Graham Crumb



Let's remember who we are working for:



Tank yu tumas!!!